

YOUR FUN TIMES WATER SPORTS OUTLET

LET US FILL YOUR COTTAGE TOY BOX!

2015



**GREAT
PRICES
!!!**

Over 250 years of paddling and boating experience

Pedal Boats

Safe and relaxing fun on the water for kids and adults



Available colours:  



\$599
+ TAX

SUNDOLPHIN 3

- Comfortably seats three with pedal positions for 1, 2 or 3 people
- Dual rear coolers or storage compartments
- Built-in extra storage area
- Super tough paddle wheel
- Closed cell polystyrene foam flotation
- Beverage holders
- Rugged UV-stabilized Fortiflex® High Density Polyethylene deck and hull

Length	Width	Weight	Capacity
86"	62"	100 lbs.	600 lbs.

SUNDOLPHIN 5

- Seating for 3 adults and 2 kids
- Pedal positions for 1, 2 or 3 people
- Super tough paddle wheel
- Closed cell polystyrene foam flotation
- Built-in cooler or storage area
- Beverage holders
- Rugged UV-stabilized Fortiflex® High Density Polyethylene deck and hull

Length	Width	Weight	Capacity
96"	65"	110 lbs.	825 lbs.

Available colours:  



\$749
+ TAX
w/canopy



CONSUMERS CHOICE!

\$799
+ TAX
w/canopy

Available colours:



SUN SLIDER 5

- Adjustable seating to maximize pedaling comfort
- Seats fully recline to create an on the water sun lounge for two
- Super tough paddle wheel
- Maintenance free bronze bushings for longer life
- Color coordinated pedals, cranks, bushings, steering handle and rubrail
- Pedal positions for 1, 2 or 3 people
- Closed cell polystyrene foam flotation
- Built-in cooler or storage area
- Beverage holders
- Rugged UV-stabilized Fortiflex® High Density Polyethylene deck and hull

Length	Width	Weight	Capacity
96"	65"	117 lbs.	825 lbs.

Mooring Covers Available – \$149.95

BEST SELLER!

WaterWheeler ASL

Length: 94"

Beam: 65"

Height: 27"

Capacity: 825 lbs.

Boat Weight*: 130 lbs.

Available colours:



- Adjustable seating to maximize pedaling comfort
- Seats fully recline to create an on the water sun lounge for two
- Self-draining bench seat to help keep seating area dry
- Internal steering linkage system eliminates damage from obstructions
- Pedal positions for 1, 2 or 3 people
- Super tough paddle wheel
- Built-in cooler or storage area
- Beverage holders
- Bronze crank bushings for longer life
- Rugged UV-stabilized Fortiflex® High Density Polyethylene deck and hull

CONSUMERS CHOICE!



**ASL
w/canopy
\$899
+ TAX**

* Boat weight includes boat only
- not to be used as a shipping weight

WaterWheeler ASL Electric



Includes canopy

Built-in Minn Kota® motor

Cooler/Storage

Adjustable seats so people of all heights can pedal easily

Drink holders



Bronze crank bushings for longer life

Pedal positions for 1, 2 or 3 people

Seating for three adults and two kids

Self-draining bench seat to help keep seating area dry

Internal steering linkage system which eliminates damage from obstructions

Available Accessories:

- Mooring Cover
- Salt Water Drive System

* Battery not included

Length: 94"

Capacity: 825 lbs.

Beam: 65"

Boat Weight*: 130 lbs.

Height: 27"

**ASL
w/30 lb. motor
& canopy
\$1299
+ TAX**

- Built-in 30 lb. thrust electric motor for effortless cruising
- Choose the option of exercise through pedal power or the ease of motorization with the flick of a switch
- Electric motor locks out of the way or can be lowered for powered cruising for up to 4 hours before recharging.
- Battery compartment (battery not included)
- Adjustable seating to maximize pedaling comfort
- Seats fully recline to create an on the water sun lounge for two
- Self-draining bench seat to help keep seating area dry
- Internal steering linkage system eliminates damage from obstructions
- Also available without motor

Available colours:



Available Options



Battery Compartment



Motor Switch



Mooring Cover
\$149.95

Water Tender 9.4'

- Modified tri-hull design maximizes stability and interior room
- High Density Polyethylene double hull construction
- Five year hull and deck warranty
- Meets all NMMS/U.S. Coast Guard safety standards

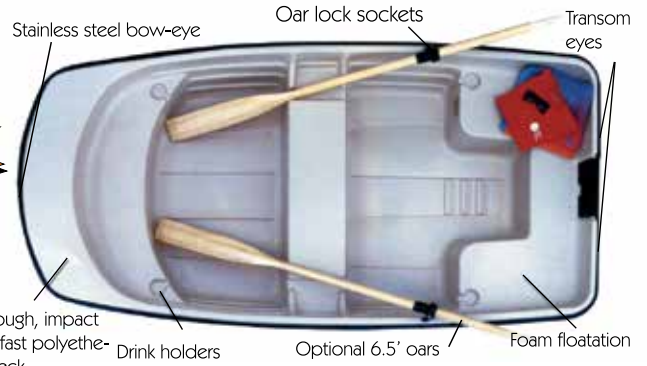
SPECS

Length	9'4"	Capacity	480 lbs.
Weight	105 lbs.	Horsepower rating	5 HP
Width	55"	Colours:	White
Inside Depth	15.25"		

\$799
+TAX
w/out oars

CONSUMERS CHOICE!

Exceptionally tough, impact resistant colourfast polyethylene hull and deck



American 12 Jon Boat

Exclusive mold design ensures rigidity & reliability!

BEST VALUE!

- Affordable, Portable and Impact Resistant
- Built-in motor mounts, rod holders, battery storage locations and extra storage area
- Lightweight, easy to row
- Meets CE and US Coast Guard safety standards
- Closed cell polystyrene foam flotation
- Rugged UV-stabilized Fortiflex® High Density Polyethylene deck and hull
- Great for hunting

\$799
+TAX



SPECS


Length	12'	Capacity	510 lbs.
Weight	110 lbs.	Horsepower Rating	6HP
Width	52"		

Available colours:  

Sportsman

- Easily fits into a truck bed or van for easy transportation to those secluded fishing areas
- Adjustable and removable swivel seats for comfort
- Recessed beverage and tackle holders
- Built in motor mounts
- Pre-wired for electric trolling motors
- Rugged UV-stabilized Fortiflex® High Density Polyethylene deck and hull
- Meets CE and US Coast Guard safety standards

\$699
+TAX



SPECS

Length	8'6"	Capacity	550 lbs.
Weight	100 lbs.	Horsepower Rating	3HP
Width	48"		

Pro 102

Most Affordable Fishing Boat On The Market

- Fits in the back of a pick-up, no trailer needed
- Aerated livewell with drain
- Console mount for fish finder
- Battery box (battery not included)
- Pre-wired for trolling motor at bow and stern
- Rugged UV-stabilized Fortiflex® High Density Polyethylene deck and hull

Available colours: 

CONSUMERS CHOICE!

\$1299
+TAX



SPECS

Length	10'2"	Capacity	469 lbs.
Weight	165 lbs.	Horsepower Rating	7HP
Width	56"		

Bali 6 with paddle

SPECS	Length	Width	Weight	Capacity
	6'	24"	28 lbs	140 lbs



**\$199
+TAX**

Available colours:

Camino 8SS

SPECS	Length	Width	Weight	Capacity
	8'6"	30"	40 lbs	225 lbs



**\$399
+TAX**

Available colours:

Bali 8SS

SPECS	Length	Width	Weight	Capacity
	8'	28"	30 lbs	200 lbs



**\$349
+TAX**

Available colours:

Bali 10SS

SPECS	Length	Width	Weight	Capacity
	10'	30"	44 lbs	250 lbs



**\$399
+TAX**

Available colours:

Bali 12SS

SPECS	Length	Width	Weight	Capacity
	12'0"	29.5"	48 lbs	395 lbs

**CONSUMERS
CHOICE!**



**\$549
+TAX**

Available colours:

Aruba 8SS

SPECS	Length	Width	Weight	Capacity
	8'	28"	27 lbs	260 lbs



**\$349
+TAX**

Available colours:

Aruba 10SS

SPECS	Length	Width	Weight	Capacity
	10'	30"	40 lbs	250 lbs



**\$399
+TAX**

Available colours:

Aruba 12SS

SPECS	Length	Width	Weight	Capacity
	12'	29.5"	47 lbs	395 lbs

**CONSUMERS
CHOICE!**



**\$549
+TAX**


Available colours:



Family Fun and Recreational Kayaks

BANZAI (formerly known as The Cricket)

CONSUMERS CHOICE!

**\$439
+TAX**





SPECS	Length	Width	Weight	Capacity	Available colours:
	9'6"	28.5"	36 lbs	230 lbs	 

TWISTER (formerly known as The Typhoon)

**\$549
+TAX**






SPECS	Length	Width	Weight	Capacity	Available colours:
	11'3"	30.0"	46 lbs	275 lbs	 

SCRAMBLER

CONSUMERS CHOICE!

**\$659
+TAX
with seat**







SPECS	Length	Width	Weight	Capacity	Available colours:
	11'6"	29.5"	47 lbs	350 lbs	  

MALIBU II XL - tandem

CONSUMERS CHOICE!

**\$899
+TAX
with seats**






SPECS	Length	Width	Weight	Capacity	Available colours:
	13'4"	34"	68 lbs	500 lbs	   

Bali 13.5 - tandem

NEW FOR 2015

**\$699
+TAX**





SPECS	Length	Width	Weight	Capacity	Available colours:
	13'5"	34"	70 lbs	500 lbs	 

Vapor 10







**\$499
+TAX**

SPECS	Material	Length	Width	Weight	Capacity	Cockpit Dimensions	Available colours:
	Single Layer Polyethylene	10'0"	28.5"	47 lbs	325 lbs	19.5" x 48"	 

Vapor 10XT







**\$599
+TAX**

SPECS	Material	Length	Width	Weight	Capacity	Cockpit Dimensions	Available colours:
	Single Layer Polyethylene	10'0"	28.5"	49 lbs	325 lbs	19.5" x 48"	   

Vapor 12XT







**\$699
+TAX**

SPECS	Material	Length	Width	Weight	Capacity	Cockpit Dimensions	Available colours:
	Single Layer Polyethylene	12'0"	27.5"	56 lbs	325 lbs	19.5" x 47"	   

DIRIGO 120







**\$899
+TAX**

SPECS	Material	Length	Width	Weight	Capacity	Cockpit Dimensions	Available colours:
	Three Layer Polyethylene	12'	27.75"	52 lbs	350 lbs	18.5" x 38"	   

CAMDEN 120





**\$999
+TAX**

SPECS	Material	Length	Width	Weight	Capacity	Cockpit Dimensions	Available colours:
	Three layer Polyethylene	12'6"	28.5"	51 lbs	400 lbs	20.5" x 51.5"	   

Twin Heron - tandem



**\$849
+TAX**

SPECS	Material	Length	Width	Weight	Capacity	Cockpit Dimensions	Available colours:
	Three Layer Polyethylene	13'6"	31.5"	60 lbs	500 lbs	23" x 93.5"	 

NEW FOR 2015






EVOKE – Your Recreational Dream!

NEW FOR 2015

Navato 100








\$649 +TAX

SPECS	Length	Width	Weight	Capacity	Available colours:
	10'0"	30"	47 lbs	300 lbs	    

Navato 120




\$749 +TAX

SPECS	Length	Width	Weight	Capacity	Available colours:
	12'0"	29"	49 lbs	325 lbs	    

Vue 100



\$649 +TAX

SPECS	Length	Width	Weight	Capacity	Available colours:
	10'0"	30.5"	55 lbs	325 lbs	    

Vue 120





\$749 +TAX

SPECS	Length	Width	Weight	Capacity	Available colours:
	12'0"	30"	63 lbs	350 lbs	    

Conquer 120 Angler *Also available in a 10' length – Conquer 100 (\$699 + tax)*





\$849 +TAX

SPECS	Length	Width	Weight	Capacity	Available colours:
	12'0"	29"	49 lbs	325 lbs	 

Navigator 120 Angler *Also available in a 10' length – Navigator 100 (\$699 + tax)*



\$849 TAX

SPECS	Length	Width	Weight	Capacity	Available colours:
	12'3"	30"	63 lbs	350 lbs	 



STAND UP PADDLEBOARDS



SEAQUEST PADDLEBOARD with paddle

SPECS	Length	Width	Weight	Capacity
	10'	33"	50 lbs	230 lbs



**\$599
+TAX**

Available colours:    

SUNDOLPHIN ALAHA 10.5 STAND UP PADDLEBOARD

- Lightweight, easy to carry
- Tracks and paddles with ease while offering maximum stability
- Made from UV-stabilized Fortiflex® High Density Polyethylene

SPECS	Length	Width	Weight	Capacity
	10'5"	34"	50 lbs	225 lbs



**\$699
+TAX**



Available colours:  

P.U.B. PIN UP BOARDING

**\$1199
+TAX**

With FREE paddle, leash and carrying bag

"The Classic"

The Classic Series model is the perfect all-around board with a clean no-frills design built for performance and style. Super stable, efficient fast glide in flat water. A shredder in surf with its tri-fin configuration. Included is an integrated handle for easy carrying and a rugged, yet soft EVA memory foam deck pad that will keep your feet comfortable for hours. Enjoy performance and quality of boards costing significantly more at an affordable price.

- 18 Kg closed cell EPS Core
- 4 mm Bamboo stringer
- **Top:** 2 layers of fiberglass + bamboo layer in the middle finished with epoxy resin
- **Bottom:** 3 layers of fiberglass finished with Epoxy resin
- Fiberglass reinforcement for nose, tail and rail.
- Hand / Automatic Type Air-vent / 2 leash plugs
- V-shape concave bottom
- 2 + 1 Fins (FCS compatible)
- High tensile grade Carbon Fibre Adjustable Paddle

*Designs may not appear exactly as shown

SPECS	Length	Width	Weight	Capacity
	11'6"	30"	40 lbs	300 lbs



RECREATION & PERFORMANCE CANOES

SARANAC 146 Also available Saranac 160 (\$799)




CONSUMERS CHOICE!

**\$699
+TAX**

SPECS	Material	Length	Width	Weight	Capacity	Available colours:
	Thermoformed polyethylene	14'6"	36"	79 lbs	750 lbs	

DISCOVERY 119



**\$799
+TAX**

SPECS	Material	Length	Width	Weight	Capacity	Available colours:
	Three Layer Polyethylene	11'9"	32.5"	49 lbs	500 lbs	

PENEBSCOT 164

CONSUMERS CHOICE!



**\$1199
+TAX**

SPECS	Material	Length	Width	Weight	Capacity	Available colours:
	Three Layer Polyethylene	16'4"	37.5"	75 lbs	1250 lbs	

ROGUE RIVER 154 SS



**\$899
+TAX**

SPECS	Material	Length	Width	Weight	Capacity	Available colours:
	Thermoformed Polyethylene	15'4.5"	44"	118 lbs	850 lbs	

Consumers Choice

BEST VALUE IN KEVLAR!



Canadian Heritage Canoe Company

The Prospector

Tumblehome Hull



PROSPECTOR SPECS - KEVLAR

	16'6"	15'	14'
Length	16'6"	15'	14'
Weight	48 lbs.	44 lbs.	41 lbs.
Depth	13.5"	13.5"	13.5"
Beam	36"	36"	36"
Capacity	1100 lbs.	890 lbs.	720 lbs.

\$2099.00 \$1899.00 \$1699.00

Weights stated are approximate

PROSPECTOR SPECS - ULTRA GLASS

	16'6"	15'	14'
Length	16'6"	15'	14'
Weight	64 lbs.	60 lbs.	56 lbs.
Depth	13.5"	13.5"	13.5"
Beam	36"	36"	36"
Capacity	1100 lbs.	890 lbs.	720 lbs.

Cost + Tax **\$1549.00 \$1449.00 \$1349.00**

Weights stated are approximate

Colour Options: Autumn Green, Burgundy, Hunter Green, Canary Yellow




SCOUT ELITE 14



\$699 +TAX

SPECS	Length	Width	Weight	Capacity
	14'0"	38"	84 lbs	765 lbs

- Capacity for 3 people
- Comfortable molded seats aid in floatation
- Center seat includes cooler, storage compartment, paddle and fishing rod holders
- Built in fishing rod locations

Available colours:   

SCOUT ELITE SS 14 SQUARE STERN



\$749 +TAX

SPECS	Length	Width	Weight	Capacity
	14'0"	38"	84 lbs	765 lbs

- Capacity for 3 people
- Comfortable molded seats aid in floatation
- Center seat includes cooler, storage compartment, paddle and fishing rod holders
- Built in fishing rod locations
- Steers and maneuvers like a regular canoe with the built in benefit of a motor transom
- Ideally suited for an electric trolling motor

Available colours:   



MACKINAW 15.6 DELUXE



\$749 +TAX

SPECS	Length	Width	Weight	Capacity
	15'6"	42"	94 lbs	800 lbs

- Tracks and paddles with ease while offering maximum stability
- Capacity for 3 people
- Beverage holders molded into every seat
- Comfortable molded seats aid in floatation
- Center seat includes cooler, storage compartment, paddle and fishing rod holders

Available colours:   

MACKINAW SS 15.6 SQUARE STERN



\$799 +TAX

SPECS	Length	Width	Weight	Capacity
	15'6"	42"	104 lbs	800 lbs

- Tracks and paddles with ease while offering maximum stability
- Capacity for 3 people
- Beverage holders molded into every seat
- Comfortable molded seats aid in floatation
- Center seat includes cooler, storage compartment, paddle and fishing rod holders
- Steers and maneuvers like a regular canoe with the built in benefit of a motor transom
- Ideally suited for an electric trolling motor

Available colours:   

MALONE[®]

CHANGING THE WAY YOU GET THERE



Various Kayak Trailer Packages Available



Telos – J Style Carrier
Lift Assist



Sea Wing Stinger –
V Style Carriers with lift assist



Various SUP
& Surfboard
Carriers
Available



Various J Style
Kayak Carriers
Available



Various Ground
Transport
Options
Available



Foam Block Carriers for Kayak
& Canoe Available



Foam Block Carriers for Kayak
& Canoe Available